



## VL 200 120

Black control panel  
Width 5 1/16" (15 cm)  
Air recirculation  
Motorless

## Installation accessories

### AD 410 040

Flexible connecting piece for VL 200

### AD 851 041

Connecting piece VL 200 for extension for extra deep countertop

### VV 200 010

Stainless steel connection strip for combination with other Vario appliances of the 200 series

### VV 200 020

Black connection strip for combination with other Vario appliances of the 200 series

## Optional accessories

### LS 041 001

Air deflector for VL 200 next to gas appliance  
Stainless steel

Installation accessories for the air recirculation ducts can be found starting on page 194.

## Vario 200 series downdraft ventilation VL 200

- Can be combined with other Vario 200 series products
- Highly efficient ventilation system at the cooktop integrated in the countertop
- Function for automatic, sensor-controlled power adjustment depending on the build-up of cooking vapors
- Minimal planning and easy installation
- Low-noise system with recirculation blower AR 410 710
- Air recirculation system

## Output

Power levels depend on the remote blower, see table on pages 206 – 207.

## Features

Control knobs with illuminated ring.  
3 electronically controlled power levels and 1 intensive mode.  
Automatic function with sensor-controlled run-on function.  
Large-scale metal grease filter with high grease absorption.  
Grease filter, dishwasher-safe.  
Grease filter and activated charcoal filter saturation indicator.  
Airflow-optimized interior for efficient air circulation.  
Interval ventilation, 6 min.  
Enameled ventilation grill, dishwasher-safe.  
Air exhaust bend included in delivery.  
Overflow capacity 8.5 oz. (250 ml).

## Consumption data

Consumption data is referred to a configuration with the recirculation blower AR 410 710.  
Sound level min. 60 dB / max. 73 dB.

## Planning notes

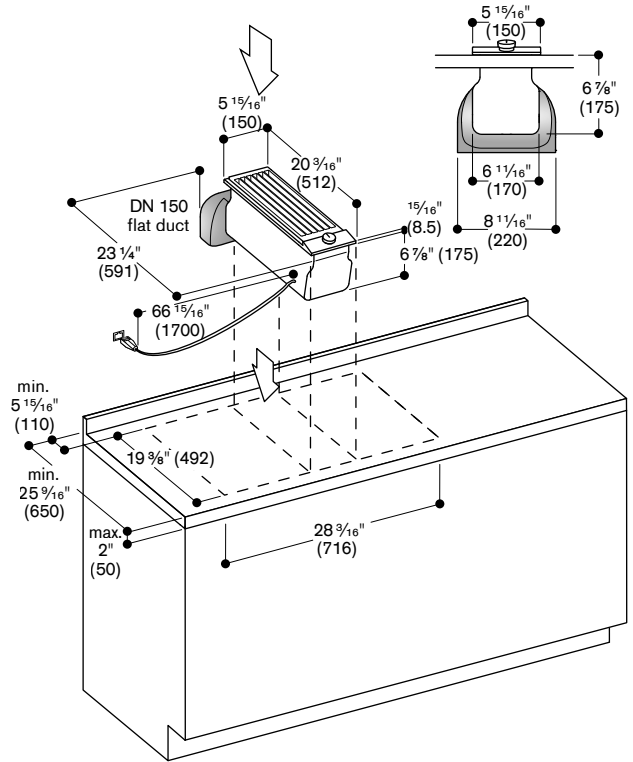
Air recirculation mode in combination with recirculation blower with AR 410 710 or AR 413 722.  
Please refer to page 209 for recommended configurations of downdraft ventilations and remote blowers and the needed ducting elements.  
For each VL one blower unit is recommended.  
Maximum cooktop width between 2 VL downdraft units: 24" (60 cm).  
If installed next to gas appliances, the air deflector LS 041 001 is recommended to ensure maximum performance of the cooktop.  
When having installed the air deflector LS 041 001 the wok pan WP 400 001 can not be used.

Please read additional planning notes on page 122.

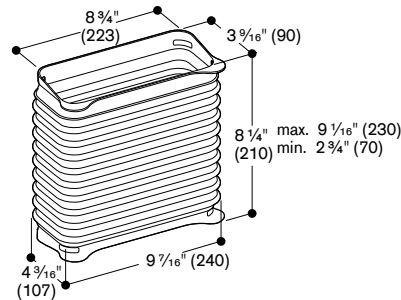
Please read the installation details regarding air ducting on pages 186 – 187.

## Rating

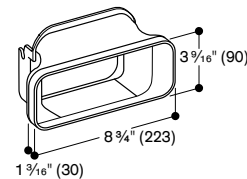
120 V / 60 Hz  
Connecting cable 66" (1.7m) between VL and recirculation/inline blower.



AD 410 040: Flexible connection piece for VL 200, DN 150 flat



AD 851 041: Connecting piece VL 200 for extension with flat duct DN 150 for extra deep countertop



AA 010 410 air exhaust grill

